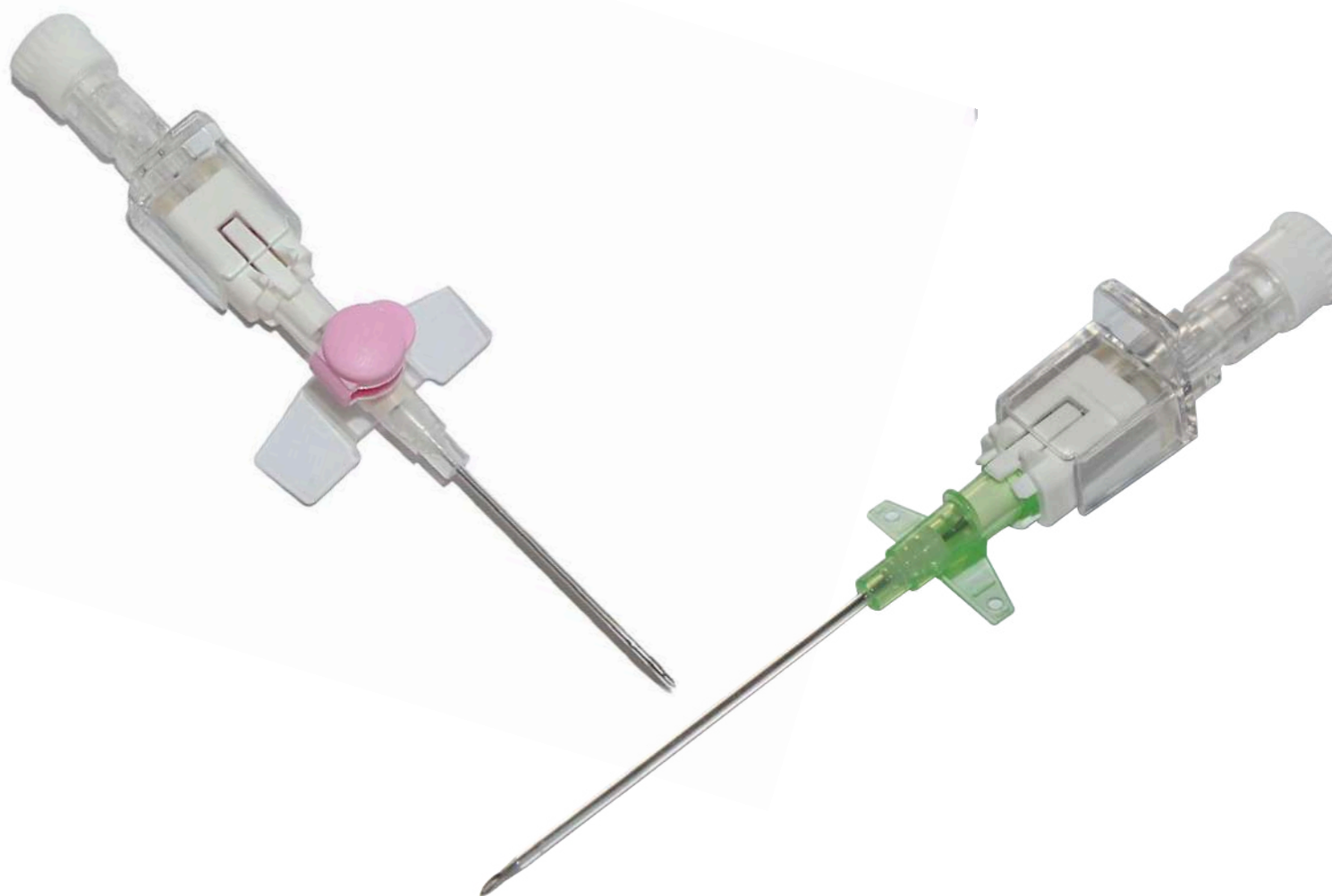


Material przeznaczony wyłącznie dla profesjonalistów
Material for professional users only

 **DELTA MED**[®]
M E D I C A L D E V I C E S
Solutions for Health

IV SAFETY CATHETER



*Intravenous Catheter with passive
safety system.*

DELTA SELFSAFE[®] **FEP**
NEO DELTA SELFSAFE[®] **PUR**





DeltaMed High Quality Innovation

Since 1993 our mission has been to develop and manufacture high quality items to guarantee the best of safety, comfort and convenience. The high technology and safety of our products and an efficient customer service are our key words. Our production is highly robotized in a controlled room ISO class 8. All Delta Med products comply with the EU medical device directive.



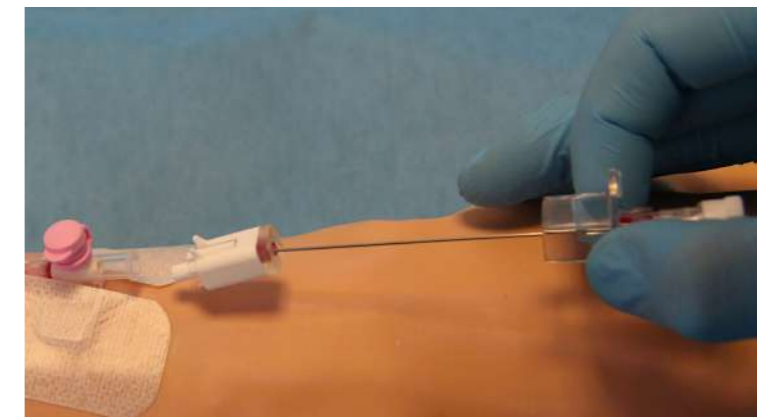
DELTA SELFSAFE® **FEP** DELTA SELFSAFE® **PUR**

Intravenous Catheter with passive safety system.

I.V. peripheral catheter (cannula needle), consisting of stainless steel needle, catheter in Teflon or Polyurethane, with or without Latex-free injection valve and safety device. The device is equipped with an automatic system for covering the tip of the needle to protect the operator from accidental injury.

The peripheral venous catheter is commonly used in **hospital and outside hospital environments** to allow venous access in quick times.

Device for peripheral intravenous catheterisation with the sole function of continuous or intermittent administration of liquid substances and medicines or of blood sampling. This medical device is to be used in combination with an infusion set or a drawing syringe, without needle, without pierceable stoppers.



DELTA SELFSAFE® **FEP** DELTA SELFSAFE® **PUR**

Components

• Removable Luer Lock Cap.

• Fixation wings.

• Injection port

Available in 3 Models



• Safety Catheter single entry w/o wings.



• Safety Catheter single entry w/wings.

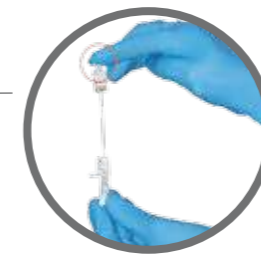


• Safety Catheter dual entry w/wings.

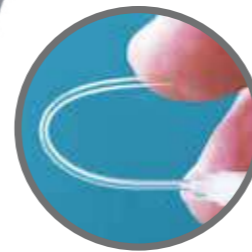


• Flashback Chamber.

• Cannula in transparent Teflon (FEP) or Polyurethane (PUR) resistant, flexible, non kinking. Thin wall catheters with 3 embedded X-Ray contrast lines for x-ray opacity.



• The Safety Device



• Triple sharpened needle tip, delivers a smooth insertion, reduces pain perception and minimizes skin stress and infections risks ensuring a fast healing.



The Safety Device

- Reduces risk of accidental needle sticks.
- No change of handling technique needed.
- It is self activating during needle extraction.
- It covers completely the needle point providing a reliable protection.

Extensive range

- PUR / FEP Polymer Cannulae.
- Gauges from 14G to 24G.
- Patented.



How To Use Procedure



1 Open primary packaging.



2 Pick up the device.



3 Hold the device from the hub and remove the protection cap.



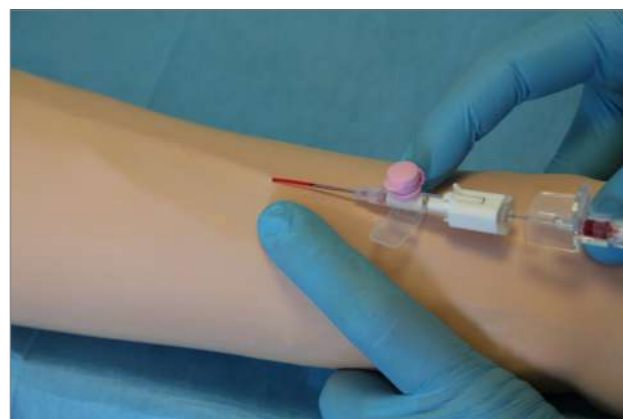
4 Don't pull back the needle to remove the protection cap.



5 After skin disinfection and tourniquet application, insert the cannula into the vein at a low entrance angle.



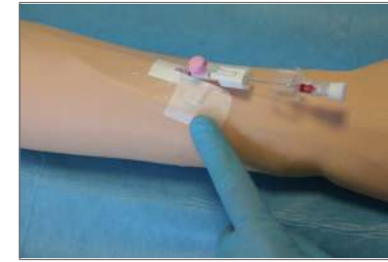
6 Check blood flow and its level in the flashback chamber.



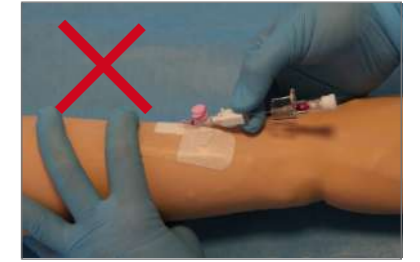
7 Check also blood presence at the insertion point ('secondary flashback').



8 Completely advance into vein.



9 Either fix or hold the cannula with fingers before completely retrieve the needle.



10 Do not hold onto the needle protection box.



11 Maintain venous digital pressure.



12 Completely extract the needle and waste it in sharps container.



13 If immediate use is not required, close the catheter with the luer lock cap.



Intravenous Catheter with passive Safety system.

Dual Entry Catheter										
Dual entry intravenous catheters with port and wings, with passive safety device, available from 14G to 24G.										
CODE PUR	CODE FEP	DESCRIPTION	GAUGE	CATHETER LENGTH (mm) (inch)	Ø EXT. CATHETER (mm)	Ø INT. CATHETER (mm)	CAPACITY (ml/min)	Ø EXT. NEEDLE (mm)	SALES UNIT/ UNIT PER BOX	
3713122	3711522	Dual Entry Catheter 24G	24	19MM (3/4")	0.74	0.55	29	0.5	200	
3723122	3721522	Dual Entry Catheter 22G	22	25MM (1")	0.90	0.65	42	0.6	200	
3733122	3731522	Dual Entry Catheter 20G	20	32MM (1 1/4")	1.00	0.75	59	0.7	200	
3783122	3741522	Dual Entry Catheter 18G	18	32MM (1 1/4")	1.30	0.95	103	0.9	200	
3743122	3781522	Dual Entry Catheter 18G	18	45MM (1 3/4")	1.30	0.95	96	0.9	200	
3753122	3751522	Dual Entry Catheter 17G	17	45MM (1 3/4")	1.50	1.15	155	1.1	200	
3763122	3761522	Dual Entry Catheter 16G	16	45MM (1 3/4")	1.75	1.35	225	1.3	200	
3773122	3771522	Dual Entry Catheter 14G	14	45MM (1 3/4")	2.00	1.55	290	1.5	200	

Single Entry Catheter with Wings										
Single entry intravenous catheters with wings, without port, with passive safety device, available from 14G to 24G.										
CODE PUR	CODE FEP	DESCRIPTION	GAUGE	CATHETER LENGTH (mm) (inch)	Ø EXT. CATHETER (mm)	Ø INT. CATHETER (mm)	CAPACITY (ml/min)	Ø EXT. NEEDLE (mm)	SALES UNIT/ UNIT PER BOX	
3718122	3716522	Single Entry Catheter 24G	24	19MM (3/4")	0.74	0.55	29	0.5	200	
3728122	3726522	Single Entry Catheter 22G	22	25MM (1")	0.90	0.65	42	0.6	200	
3738122	3736522	Single Entry Catheter 20G	20	32MM (1 1/4")	1.00	0.75	59	0.7	200	
3788122	3746522	Single Entry Catheter 18G	18	32MM (1 1/4")	1.30	0.95	103	0.9	200	
3748122	3786522	Single Entry Catheter 18G	18	45MM (1 3/4")	1.30	0.95	96	0.9	200	
3758122	3756522	Single Entry Catheter 17G	17	45MM (1 3/4")	1.50	1.15	155	1.1	200	
3768122	3766522	Single Entry Catheter 16G	16	45MM (1 3/4")	1.75	1.35	225	1.3	200	
3778122	3776522	Single Entry Catheter 14G	14	45MM (1 3/4")	2.00	1.55	290	1.5	200	

Single Entry Catheter without Wings										
Single entry intravenous catheters without wings nor port, with passive safety device, available from 14G to 24G.										
CODE PUR	CODE FEP	DESCRIPTION	GAUGE	CATHETER LENGTH (mm) (inch)	Ø EXT. CATHETER (mm)	Ø INT. CATHETER (mm)	CAPACITY (ml/min)	Ø EXT. NEEDLE (mm)	SALES UNIT/ UNIT PER BOX	
3718522	3716422	Single Entry Catheter 24G	24G	19MM (3/4")	0.74	0.55	29	0.5	200	
3728522	3726422	Single Entry Catheter 22G	22G	25MM (1")	0.90	0.65	42	0.6	200	
3738922	3736022	Single Entry Catheter 20G	20G	32MM (1 1/4")	1.00	0.75	62	0.7	200	
3738522	3736422	Single Entry Catheter 20G	20G	45MM (1 3/4")	1.00	0.75	59	0.7	200	
3748322	3746022	Single Entry Catheter 18G	18G	30MM (1 1/16")	1.30	0.95	110	0.9	200	
3788522	3786422	Single Entry Catheter 18G	18G	32MM (1 1/4")	1.30	0.95	103	0.9	200	
3748522	3746422	Single Entry Catheter 18G	18G	45MM (1 3/4")	1.30	0.95	96	0.9	200	
3748722	3747022	Single Entry Catheter 18G	18G	48MM (1 7/8")	1.30	0.95	94	0.9	200	
3749822	3747222	Single Entry Catheter 18G	18G	51MM (2")	1.30	0.95	93	0.9	200	
3758522	3756422	Single Entry Catheter 17G	17G	45MM (1 3/4")	1.50	1.15	155	1.1	200	
3759822	3757222	Single Entry Catheter 17G	17G	51MM (2")	1.50	1.15	152	1.1	200	
3768922	3766022	Single Entry Catheter 16G	16G	30MM (1 1/16")	1.75	1.35	230	1.3	200	
3768522	3766422	Single Entry Catheter 16G	16G	45MM (1 3/4")	1.75	1.35	225	1.3	200	
3769522	3767422	Single Entry Catheter 16G	16G	50MM (2")	1.75	1.35	223	1.3	200	
3769822	3767222	Single Entry Catheter 16G	16G	51MM (2")	1.75	1.35	222	1.3	200	
3778522	3776422	Single Entry Catheter 14G	14G	45MM (1 3/4")	2.00	1.55	290	1.5	200	
3779422	3777422	Single Entry Catheter 14G	14G	50MM (2")	2.00	1.55	288	1.5	200	
3779822	3777222	Single Entry Catheter 14G	14G	51MM (2")	2.00	1.55	287	1.5	200	
3779722	3779522	Single Entry Catheter 14G	14G	70MM (2 3/4")	2.00	1.55	280	1.5	200	



DELTA SELFSAFE® **FEP**

DELTA SELFSAFE® **PUR**



DELTA MED SPA Unipersonale
Via Guido Rossa 20 - 46019 - VIADANA (MN)
Tel. 0375/785915 - Fax. 0375/785201
www.deltamed.biz - info@deltamed.biz

CERTIFICAZIONI / CERTIFICATE:
EN ISO 9001 - EN ISO 13485 - 13485:2003 CMDCAS